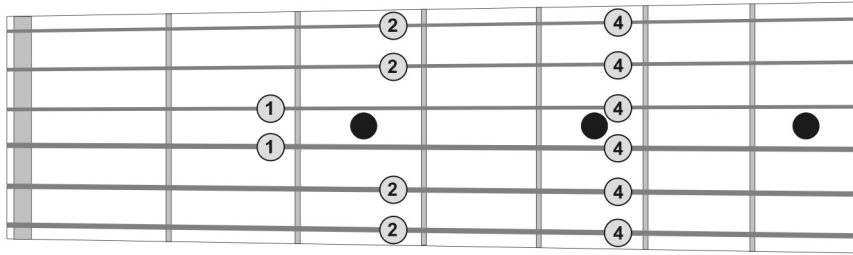


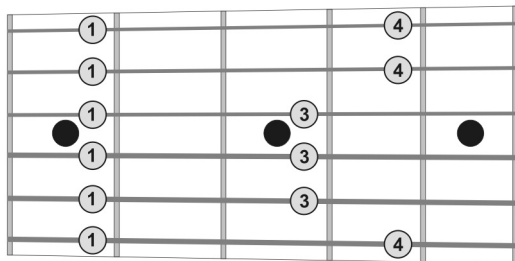
A Minor Pentatonik

Guitar Techniques / Dirk Edelhoff



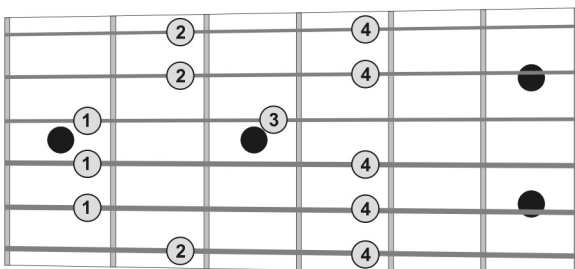
I. Position, II. Frett

Musical notation for the first position, second fret. The top staff shows a treble clef with a 4/4 time signature and a sequence of notes: A2, A3, A4, A5, A6, A7, A8, A9. The bottom staff shows the corresponding guitar tablature with fret numbers: 3 5 3 5 | 2 5 2 5 | 3 5 3 5.



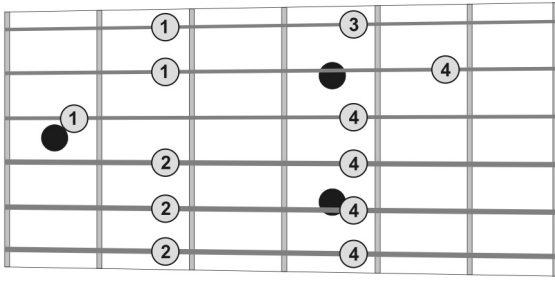
II. Position, V. Frett

Musical notation for the second position, fifth fret. The top staff shows a treble clef with a 4/4 time signature and a sequence of notes: A5, A6, A7, A8, A9, A10, A11, A12. The bottom staff shows the corresponding guitar tablature with fret numbers: 5 8 5 7 | 5 7 5 7 | 5 8 5 8.



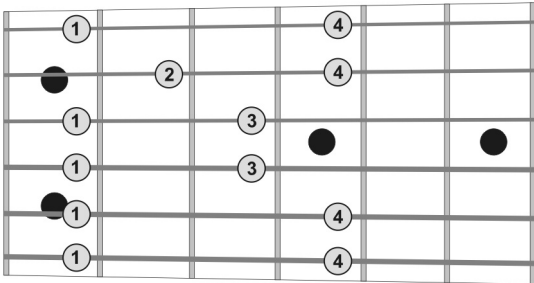
III. Position, VII. Frett

Musical notation for the third position, seventh fret. The top staff shows a treble clef with a 4/4 time signature and a sequence of notes: A7, A8, A9, A10, A11, A12, A13, A14. The bottom staff shows the corresponding guitar tablature with fret numbers: 8 10 7 10 | 7 10 7 9 | 8 10 8 10.



IV. Position, IX. Frett

Musical notation for the IV. Position at the IX. Frett. The top staff is a treble clef in 4/4 time, showing a sequence of eighth notes: G4, A4, B4, C5, D5, E5, F5, G5, A5, B5, C6, D6, E6, F6. The bottom staff is a guitar TAB with two lines, T (top) and B (bottom). The fret numbers are: T: 10, 12, 10, 12, 10, 12, 9, 12, 10, 13, 10, 12; B: 10, 12, 10, 12, 10, 12, 9, 12, 10, 13, 10, 12.



V. Position, XII. Frett

Musical notation for the V. Position at the XII. Frett. The top staff is a treble clef in 4/4 time, showing a sequence of eighth notes: G4, A4, B4, C5, D5, E5, F5, G5, A5, B5, C6, D6, E6, F6. The bottom staff is a guitar TAB with two lines, T (top) and B (bottom). The fret numbers are: T: 12, 15, 12, 15, 12, 14, 12, 14, 13, 15, 12, 15; B: 12, 15, 12, 15, 12, 14, 12, 14, 13, 15, 12, 15.