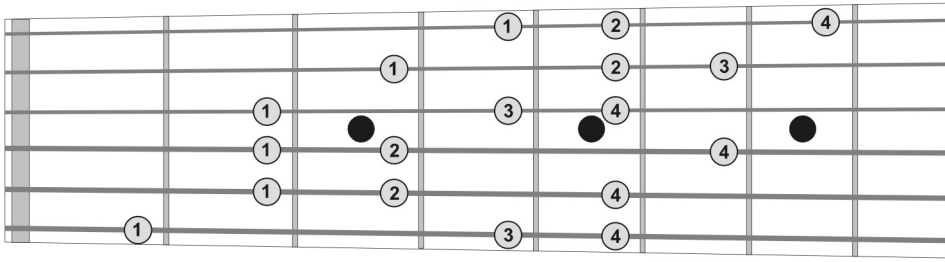


A Harmonic Minor Scale

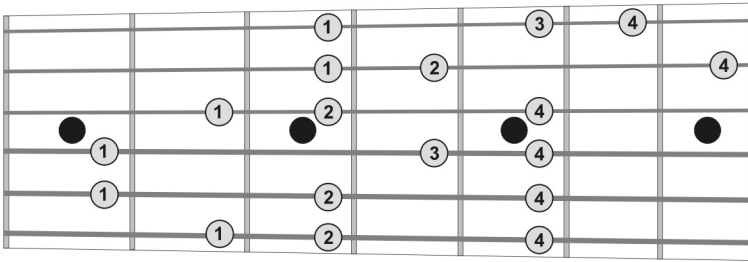
1,2,b3,4,5,b6,j7

Guitar Techniques / Dirk Edelhoff



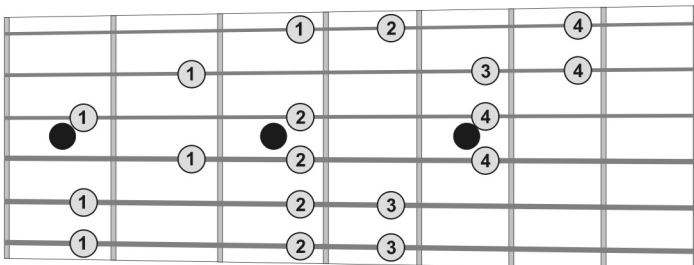
I. Position, I. Frett

Musical notation for the first position of the A harmonic minor scale. The top staff shows the scale in treble clef with a key signature of one sharp (F#). The bottom staff shows the guitar tablature with fret numbers: 1 4 5 2 3 5 2 3 6 2 4 5 3 5 6 4 5 7.



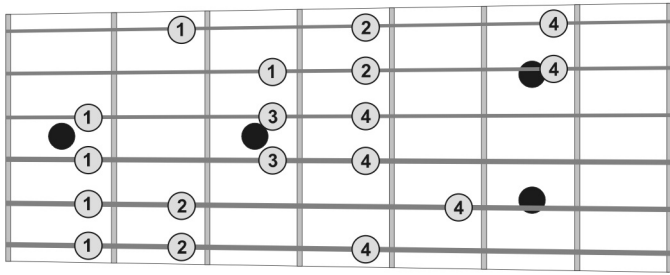
2 II. Position, III. Frett

Musical notation for the second position of the A harmonic minor scale. The top staff shows the scale in treble clef with a key signature of one sharp (F#). The bottom staff shows the guitar tablature with fret numbers: 4 5 7 3 5 7 3 6 7 4 5 7 5 6 9 5 7 8.



3 III. Position, V. Frett

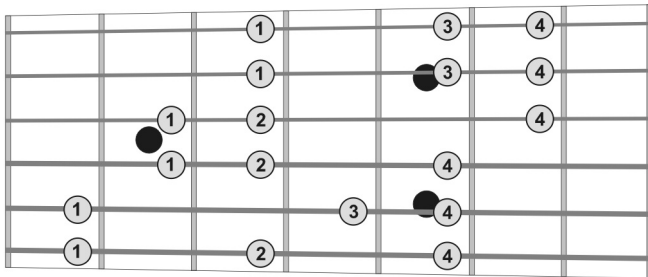
Musical notation for the third position of the A harmonic minor scale. The top staff shows the scale in treble clef with a key signature of one sharp (F#). The bottom staff shows the guitar tablature with fret numbers: 5 7 8 5 7 8 6 7 9 5 7 9 6 9 10 7 8 10.



4

IV. Position, VII. Frett

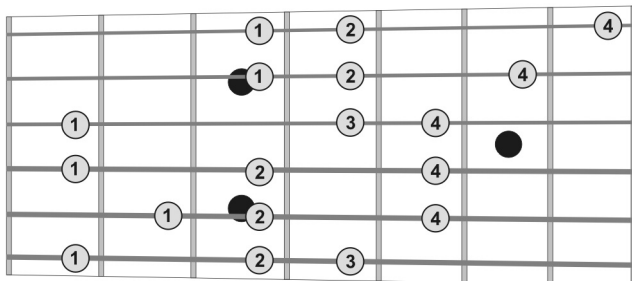
Musical notation for the IV. Position, VII. Frett. The top staff is a treble clef staff with a melodic line. The bottom staff is a TAB staff with fret numbers: 7 8 10 7 8 11 7 9 10 7 9 10 9 10 12 8 10 12.



5

V. Position, VIII. Frett

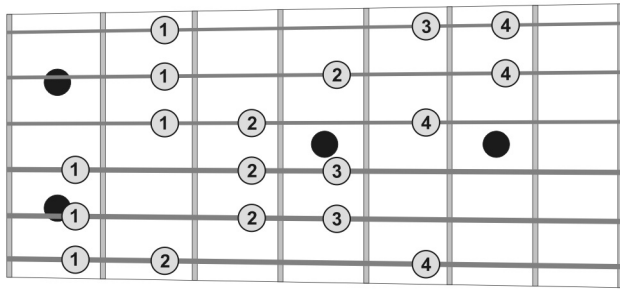
Musical notation for the V. Position, VIII. Frett. The top staff is a treble clef staff with a melodic line. The bottom staff is a TAB staff with fret numbers: 8 10 12 8 11 12 9 10 12 9 10 13 10 12 13 10 12 13.



6

VI. Position, X. Frett

Musical notation for the VI. Position, X. Frett. The top staff is a treble clef staff with a melodic line. The bottom staff is a TAB staff with fret numbers: 10 12 13 11 12 14 10 12 14 10 13 14 12 13 15 12 13 16.



7

VII. Position, XII. Frett